



**Intesco
Research
Group**

PAPER AND CARDBOARD PACKAGING AND RUSSIAN MARKET OF PAPER AND CARDBOARD PACKAGING - 2012



MOSCOW 2012

CONTENTS

CONTENTS.....	3
RESEARCH METHODOLOGY.....	8
EXTRACTS FROM RESEARCH.....	10
LIST OF SCHEDULES, DIAGRAMS, TABLES AND SCHEMES	12
ABOUT INTESCO RESEARCH GROUP	21

CONTENTS

RESEARCH METHODOLOGY

LIST OF SCHEDULES, DIAGRAMS, TABLES AND SCHEMES

1. PARAMETERS OF RUSSIAN CONSUMERS

1.1. Population of Russia

Number of population

The largest cities

Social standard of living dynamics

Economic activity

1.2. Economic situation

Dynamics of the economy development

Stability of the state budget

1.3. Situation of Russia in the world

Share of RF in the world population

2. SUBJECT OF RESEARCH

2.1. Characteristics of containers and packings

2.2. Containers and packing of paper and cardboard

3. WORLD MARKET OF CONTAINERS AND PACKING

3.1. Dynamics of the packing market volume

3.2. Volumes of the market of packing in the main countries

3.3. Structure of the world market of packing by the main countries

3.4. Structure of the world market of packing by the type of material

3.5. Structure of the world market of packing by application

4. WORLD MARKET OF CONTAINERS AND PACKING MADE OF PAPER AND CARDBOARD

4.1. Dynamics of the market volume of containers and packing of paper and cardboard

4.2. Market volumes of containers and packing of paper and cardboard in the main countries of the world

4.3. Structure of the world market of containers and packing made of paper and cardboard by the main countries

5. RUSSIAN MARKET OF CONTAINERS AND PACKING

5.1. Dynamics of the packing market volume

5.2. Structure of the Russian market of packing by the type of material

6. VOLUME OF THE RUSSIAN MARKET OF CONTAINERS AND PACKING MADE OF PAPER AND CARDBOARD

7. TRENDS ON THE MARKET OF CONTAINERS AND PACKING MADE OF PAPER AND CARDBOARD

8. STATE REGULATIONS OF THE MARKET OF CONTAINERS AND PACKING

9. RAW MATERIAL BASE FOR CONTAINERS AND PACKING OF PAPER AND CARDBOARD PRODUCTION IN RUSSIA

9.1. Boxboard

Production volume by years

Production volume of boxboard in federal districts of RF

Production volume in regions of RF

9.2. Monolayer corrugated paper and cardboard

Production volume by years **Ошибка! Закладка не определена.**

Production volume of monolayer corrugated paper and cardboard in federal districts of RF

Production volume in regions of RF

9.3. Double layer corrugated paper and cardboard

Production volume by years

Production volume of two layer corrugated paper and cardboard in federal districts of RF

Production volume of two layer corrugated paper and cardboard in regions of RF

9.4. Three layer corrugated paper and cardboard

Production volume by years

Production volume of three layer corrugated paper and cardboard in federal districts of RF

Production volume of three layer corrugated paper and cardboard in regions of RF

9.5. Multilayer corrugated paper and cardboard

Production volume by years

Production volume of multilayer corrugated paper and cardboard in federal districts of RF

Production volume of multilayer corrugated paper and cardboard in regions of RF

10. PRODUCTION OF CONTAINERS AND PACKING OF PAPER AND CARDBOARD IN RUSSIA

10.1. Consumer containers of paper and cardboard

Boxes of corrugated and not-corrugated material

Packs of corrugated and not-corrugated material

10.2. Transport containers of paper and cardboard

Trays of corrugated and not-corrugated material

Paper bags

11. THE LARGEST RUSSIAN PRODUCERS OF CONTAINERS AND PACKING OF PAPER AND CARDBOARD

11.1. Transport containers of cardboard

Production volumes of the largest Russian producers

Production structure by the largest Russian producers

11.2. Consumer containers of paper and cardboard

Production volumes of the largest Russian producers

Production structure by the largest Russian producers

11.3. Paper bags

Production volumes of the largest Russian producers

Production structure by the largest Russian producers

12. ANALYSIS OF THE RUSSIAN IMPORT OF CONTAINERS AND PACKING OF PAPER AND CARDBOARD

12.1. Russian import of containers and packing of paper and cardboard in general

Dynamics of import volumes of containers and packing by years

Import structure of containers and packing by types

Import structure of containers and packing by field of application

Import of containers and packing by supplying countries

12.2. Russian import of trays and boxes of corrugated and not-corrugated material

Dynamics of import volumes of trays and boxes by years

Import structure of trays and boxes by types of material

Import of trays and boxes by supplying countries

12.3. Russian import of paper bags and packs

Dynamics of import volumes of paper bags and packs

Import structure of paper bags and packs across the width of foundation

Import of paper bags and packs by supplying countries

13. ANALYSIS OF THE RUSSIAN EXPORT OF CONTAINERS AND PACKING OF PAPER AND CARDBOARD

13.1. Russian export of containers and packing of paper and cardboard in general

Dynamics of export volumes of containers and packing by years

Export structure of containers and packing by types

Export of containers and packing by countries of destination

13.2. Russian export of trays and boxes of paper and cardboard

Dynamics of export volumes of trays and boxes of paper and cardboard by years

Export structure of containers and packing by types

Export of cardboard boxes and trays by countries of destination

13.3. Russian export of paper bags and packs

*Dynamics of export volumes of paper bags and packs**Export structure of paper bags and packs across the width of foundation**Export of bags and packs by countries of destination***14. PRODUCER PRICES FOR CONTAINERS AND PACKINGS OF PAPER AND CARDBOARD IN RUSSIA**

14.1. Cardboard boxes

*Dynamics of producer prices for cardboard boxes by years**Dynamics of producer prices for cardboard boxes by months*

14.2. Paper bags

*Dynamics of producer prices for paper bags by years**Dynamics of producer prices for paper bags by months***15. EQUIPMENT FOR PRODUCTION AND TREATMENT OF CONTAINERS AND PACKING OF PAPER AND CARDBOARD**

15.1. The main types of equipment for production of containers and packing of paper and cardboard

15.2. Structure of the world packing equipment production

15.3. Structure of the fleet of equipment for treatment of containers and packing of paper and cardboard on the Russian enterprises

16. CONSUMER POREFERENCES ON THE MARKET OF CONTAINERS AND PACKING**17. PROFILES OF THE LARGEST ENTERPRISES BY CONTAINERS AND PACKING OF PAPER AND CARDBOARD PRODUCTION**

17.1. «SEGEZHSKAYA UPAKOVKA» LLC

*Types of activity**Production volumes**Balance sheet**Profit and loss statement**Cash flow statement**Financials*

17.2. «NP NCH KBK» JSC

*Types of activity**Production volumes**Balance sheet**Profit and loss statement**Cash flow statement**Financials*

17.3. «GOTEK» JSC

Reference information

Types of activity

Production volumes

Balance sheet

Profit and loss statement

Cash flow statement

Financials

17.4. «GOFRON» JSC

Reference information

Types of activity

Production volumes

Balance sheet

Profit and loss statement

Cash flow statement

Financials

17.5. «AMKOR TOBACCO PACKAGING NOVGOROD» LLC

Reference information

Types of activity

Production volumes

Balance sheet

Profit and loss statement

Cash flow statement

Financials

18. FORECAST OF THE RUSSIAN MARKET OF CONTAINERS AND PACKING MADE OF PAPER AND CARDBOARD DEVELOPMENT FOR 2012-2015

ABOUT INTESCO RESEARCH GROUP

RESEARCH METHODOLOGY

Subject of research:

MARKET OF CONTAINERS AND PACKING MADE OF PAPER AND CARDBOARD

Goal of research:

EVALUATION OF THE MARKET AND FORECAST OF ITS DEVELOPMENT FOR 2012-2013

Regions of research:

WORLD

RUSSIA

REGIONS OF RF

Main blocks of research:

WORLD MARKET OF CONTAINERS AND PACKING

WORLD MARKET OF CONTAINERS AND PACKING MADE OF PAPER AND CARDBOARD

RUSSIAN MARKET OF CONTAINERS AND PACKING

VOLUME OF THE RUSSIAN MARKET OF CONTAINERS AND PACKING MADE OF PAPER AND CARDBOARD

TRENDS ON THE MARKET OF CONTAINERS AND PACKING MADE OF PAPER AND CARDBOARD.

STATE REGULATIONS OF THE MARKET OF CONTAINERS AND PACKING

RAW MATERIAL BASE FOR CONTAINERS AND PACKING MADE OF PAPER AND CARDBOARD PRODUCTION IN RUSSIA

PRODUCTION OF CONTAINERS AND PACKING OF MADE OF PAPER AND CARDBOARD IN RUSSIA

THE LARGEST PRODUCERS OF CONTAINERS AND PACKING OF MADE PAPER AND CARDBOARD

ANALYSIS OF THE RUSSIAN IMPORT OF CONTAINERS AND PACKING MADE OF PAPER AND CARDBOARD

ANALYSIS OF THE RUSSIAN EXPORT OF CONTAINERS AND PACKING MADE OF PAPER AND CARDBOARD

PRODUCER PRICES FOR CONTAINERS AND PACKINGS MADE OF PAPER AND CARDBOARD IN RUSSIA

EQUIPMENT FOR PRODUCTION OF CONTAINERS AND PACKING MADE OF PAPER AND CARDBOARD

CONSUMER PREFERENCES ON THE MARKET OF CONTAINERS AND PACKING

FORECAST OF THE RUSSIAN MARKET OF CONTAINERS AND PACKING MADE OF PAPER AND CARDBOARD DEVELOPMENT FOR 2012-2015

The largest Russian companies with profiles:

«SEGEZHSKAYA UPAKOVKA» LLC

«NP NCH KBK» JSC

«GOTEK» JSC

«GOFRON» JSC

«AMKOR TOBACCO PACKAGING NOVGOROD» LLC

Production volumes, financial activities data, balance sheets, profit and loss statements, cash-flow statements, the subsidiaries and other data about these main companies were presented.

Information sources used:

Federal State Statistics Service

Economic Development Ministry

Federal Customs Service

Federal Tax Service

Field expert evaluations

Materials of the field's main players

Field print and electronic publications

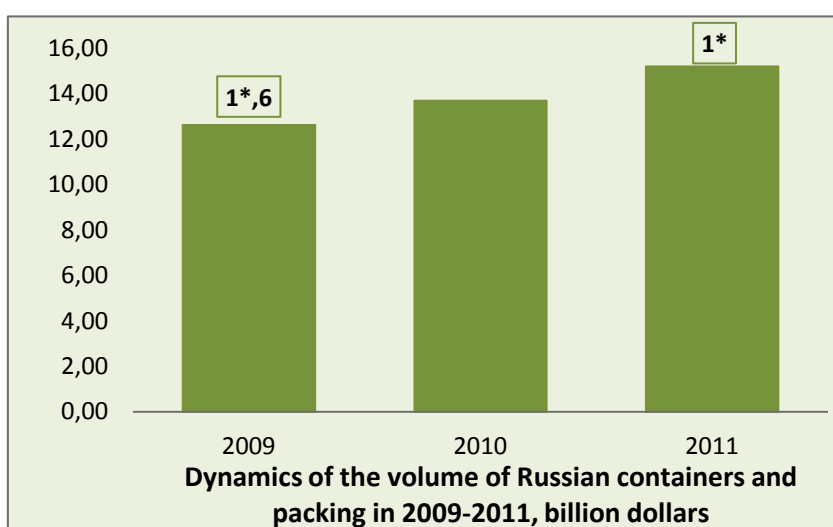
The research contains 58 schedules, 47 diagrams, 70 tables and 2 schemes.

EXTRACTS FROM RESEARCH

CHAPTER 5

RUSSIAN MARKET OF
CONTAINERS AND PACKING

Russian market of containers and packing in 2011 amounted to ** billion dollars. Compared to 2009 market volume increased by **%. The main reason of the growth of the market volume of containers and packing was an increase of the demand for this product from the main consuming industries.



Volume of the Russian market of paper and cardboard packing in

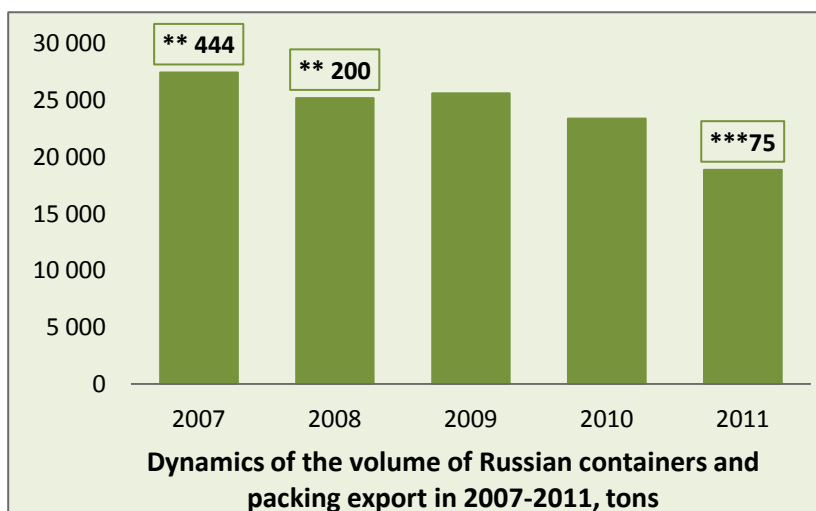
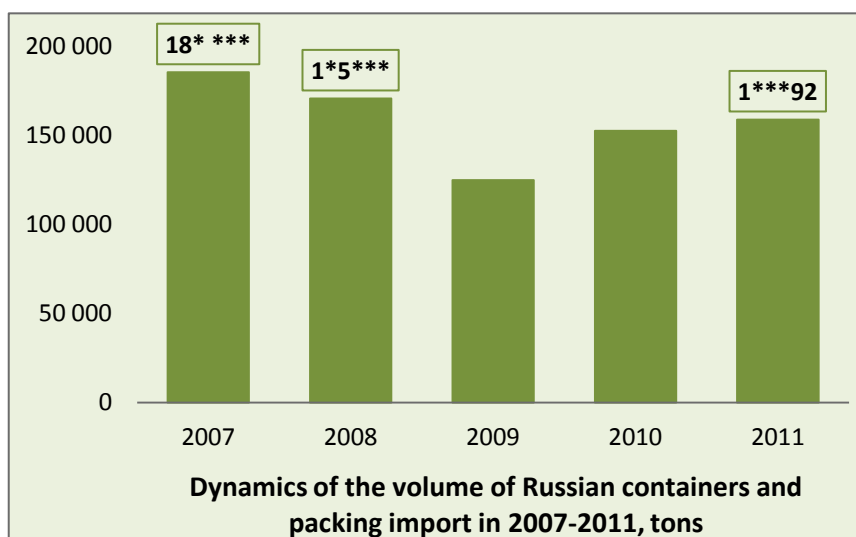


2011 amounted to ** billion dollars. During the past 3 years market volume increased by **%. The volume increased from *% to **% by different categories. The main role in the increase of the Russian market volume was played by the domestic producers.

CHAPTER 12/13

**ANALYSIS OF THE RUSSIAN
IMPORT/EXPORT OF
CONTAINERS AND PACKING
MADE OF PAPER AND
CARDBOARD**

Dynamics of import of packing to Russia is similar to the Russian economy condition in general. In 2008 volume of imported products began to decrease. In 2009 the lowest import level for the past five years was marked – *** ths tons. Since 2010 import of foreign containers began to increase and in 2011 the number of imported goods amounted to *** ths tons.



Since 2008 volumes of the Russian export of containers and packing was slightly decreasing. The exception was 2009, when a positive rate of growth was marked (*%). In 2011 Russia exported ** ths tons of products. Compared to 2007 a slight decrease of this parameter by *,6 ths tons was marked.

LIST OF SCHEDULES, DIAGRAMS, TABLES AND SCHEMES

RESEARCH METHODOLOGY

LIST OF SCHEDULES, DIAGRAMS, TABLES AND SCHEMES

1. PARAMETERS OF RUSSIAN CONSUMERS

Schedule 1. Dynamics of resident population number of Russia in 2000, 2005, 2010 and forecast for 2015 and 2020, ths people

Table 1. Number of population of the largest cities of RF according to all-Russian Census of 2010, ths people

Schedule 2. Dynamics of actual household disposable income in Russia in 2000-2010, %

Schedule 3. Forecast of the ratio of demographic load dynamics in 2011-2033

Schedule 4. Dynamics of number of employed and unemployed people in RF in 2006-2010, ths people

Schedule 5. Dynamics of share of the unemployed in economically active population by FD of RF in 2006-2010, %

Schedule 6. Dynamics of GDP of RF in prices of 2008 in 2001-2011, billion rubles

Schedule 7. Investments into the fixed capital of RF in 2001-2010

Schedule 8. Surplus/deficit of consolidated budget of RF in 2006-2010, %

Schedule 9. Dynamics of total external debt of RF 2001-2010

Schedule 10. Dynamics of the Russian external debt structure by the main sectors in 2001-2010, %

Schedule 11. Consumer prices index in RF 2001-2010, %

Schedule 12. Share of RF in the population of the world in 2000-2010 and forecast until 2100

Schedule 13. Share of RF in the world GDP in 2000-2010 and forecast for 2011-2016, %

2. SUBJECT OF RESEARCH

Scheme 1. Methods of packing classification

Scheme 2. Classification of containers and packing according to purpose

3. WORLD MARKET OF CONTAINERS AND PACKING

Schedule 14. Dynamics of the world market of containers and packing in 2010-2012*, billion dollars.

Schedule 15. Volumes of the market of packing in the largest countries of the world in 2009, billion dollars

Diagram 1. Structure of the world market of packing by the main countries of the world in cost terms in 2009, %

Diagram 2. Structure of the world market of packing by the type of material in cost terms in 2011, %

Diagram 3. Structure of the world market of packing by the usage directions in cost terms in 2011, %

4. WORLD MARKET OF CONTAINERS AND PACKING MADE OF PAPER AND CARDBOARD

Schedule 16. Dynamics of the volume of the world market of paper and cardboard packing in 2010-2012*, billion dollars

Schedule 17. Volumes of the market of paper and cardboard packing in the main countries of the world in 2009, billion dollars

Diagram 4. Structure of the world market of paper and cardboard packing by the main countries of the world in cost terms in 2009, %

5. RUSSIAN MARKET OF CONTAINERS AND PACKING

Schedule 18. Dynamics of the Russian market volume of containers and packing in general in 2009-2011, billion dollars

Diagram 5. Structure of the Russian market of packing by the type of material in 2011, %

6. VOLUME OF THE RUSSIAN MARKET OF CONTAINERS AND PACKING MADE OF PAPER AND CARDBOARD

Schedule.19 Dynamics of the Russian market volume of containers and packing of paper and cardboard in 2009-2011, billion dollars

7. TRENDS ON THE MARKET OF CONTAINERS AND PACKING MADE OF PAPER AND CARDBOARD

8. STATE REGULATIONS OF THE MARKET OF CONTAINERS AND PACKING

9. RAW MATERIAL BASE FOR CONTAINERS AND PACKING OF PAPER AND CARDBOARD PRODUCTION IN RUSSIA

Schedule 20. Dynamics of the Russian boxboard production volume in 2009-2011, ths sq meters

Table 2. Production volume of boxboard in federal districts of RF in 2009-2011, ths sq meters

Diagram 6. Change of structure of boxboard production by federal districts of RF in 2009-2011, %

Table 3. Production volume of boxboard in regions of RF in 2009-2011, ths sq meters

Diagram 7. Change of regional structure of the Russian boxboard production in 2009-2011, %

Schedule 21. Dynamics of the Russian monolayer corrugated paper and cardboard production volume in 2009-2011, ths sq meters

Table 4. Production volume of monolayer corrugated paper and cardboard in federal districts of RF in 2009-2011, ths sq meters

Diagram 8. Change of the Russian production structure of monolayer corrugated paper and cardboard by federal districts of RF in 2009-2011, %

Table 5. Production volumes of monolayer corrugated paper and cardboard by regions of RF in 2009-2011, ths sq meters

Diagram 9. Change of the Russian production structure of monolayer corrugated paper and cardboard by regions in 2009-2011, %

Schedule 22. Dynamics of the Russian two layer corrugated paper and cardboard production volume in 2009-2011, ths sq meters

Table 6. Production volume of two layer corrugated paper and cardboard in federal districts of RF in 2009-2011, ths sq meters

Diagram 10. Change of the Russian production structure of two layer corrugated paper and cardboard by federal districts of RF in 2009-2011, %

Table 7. Production volumes of two layer corrugated paper and cardboard by regions of RF in 2009-2011, ths sq meters

Diagram 11. Regional structure of the Russian production of two layer corrugated paper and cardboard in 2011, %

Schedule 23. Dynamics of the Russian three layer corrugated paper and cardboard production volume in 2009-2011, ths sq meters

Table 8. Production volume of three layer corrugated paper and cardboard in federal districts of RF in 2009-2011, ths sq meters

Diagram 12. Structure of the Russian production of three layer corrugated paper and cardboard by federal districts of RF in 2011, %

Table 9. Production volumes of three layer corrugated paper and cardboard by regions of RF in 2009-2011, ths sq meters

Diagram 13. Structure of the Russian production of three layer corrugated paper and cardboard by regions in 2011, %

Schedule 24. Dynamics of the Russian multilayer corrugated paper and cardboard production volume in 2009-2011, ths sq meters

Table 10. Production volume of multilayer corrugated paper and cardboard in federal districts of RF in 2009-2010, ths sq meters

Diagram 14. Structure of the Russian production of multilayer corrugated paper and cardboard by federal districts of RF in 2011, %

Table 11. Production volumes of multilayer corrugated paper and cardboard by regions of RF in 2009-2011, ths sq meters

Diagram 15. Change of regional structure of the Russian production of multilayer corrugated paper and cardboard in 2009-2011, %

10. PRODUCTION OF CONTAINERS AND PACKING MADE OF PAPER AND CARDBOARD IN RUSSIA

Schedule 25. Structure of the Russian boxes production by types in 2009-2011, %

Schedule 26. Dynamics of the volume of Russian boxes production of corrugated and not-corrugated material in 2009-2011, ths sq meters

Schedule 27. Dynamics of volume of the Russian boxes production of corrugated and not-corrugated material by months in 2009-2011, ths sq meters

Table 12. Production volumes of boxes of corrugated and not-corrugated material by months in 2009-2011, ths sq meters.

Table 13. Production volumes of boxes of corrugated and not-corrugated material in federal districts of RF in 2009-2011, ths sq meters.

Schedule 28. Dynamics of boxes of corrugated and not-corrugated material production in the largest federal districts of RF in 2009-2011, ths sq meters

Diagram 16. Change of structure of the Russian boxes production of corrugated and not-corrugated material by federal districts of RF in 2009-2011, %

Table 14. Production volumes of boxes of corrugated and not-corrugated material by regions of RF in 2009-2011, ths sq meters

Schedule 29. Dynamics of boxes of corrugated and not-corrugated material production in the largest regions of RF in 2009-2011, ths sq meters

Diagram 17. Change of regional structure of the Russian boxes production of corrugated and not-corrugated material in 2009-2011, %

Schedule 30. Structure of the Russian packs production by types of material in 2009-2011, %

Schedule 31. Dynamics of the volume of the Russian packs production of corrugated and not-corrugated material in 2009-2011, ths sq meters

Schedule 32. Dynamics of the volume of the Russian packs production of corrugated and not-corrugated material by months in 2009-2011, ths sq meters

Table 15. Production volumes of boxes of corrugated and not-corrugated material by months in 2009-2011, ths sq meters

Table 16. Production volumes of packs of corrugated and not-corrugated material in federal districts of RF in 2009-2011, ths sq meters

Schedule 33. Dynamics of packs production of corrugated and not-corrugated material in the largest federal districts of RF in 2007-2010, ths sq meters

Diagram 18. Change of structure of the Russian packs production of corrugated and not-corrugated material by federal districts of RF in 2009-2011, %

Table 17. Production volumes of packs of corrugated and not-corrugated material by regions of RF in 2009-2011, ths sq meters

Schedule 34. Dynamics of packs production of corrugated and not-corrugated material in the largest regions of RF in 2009-2011, ths sq meters

Diagram 19. Change of regional structure of the Russian packs production of corrugated and not-corrugated material in 2009-2011, %

Diagram 20. Structure of the Russian boxes production by types of material in 2009-2011, %

Schedule 35. Dynamics of the Russian trays production of corrugated and not-corrugated material in 2009-2011, ths sq meters

Schedule 36. Dynamics of the Russian trays production of corrugated and not-corrugated material by months in 2009-2011, ths sq meters

Table 18. Production volumes of trays of corrugated and not-corrugated material by months in 2009-2011, ths sq meters

Table 19. Production volumes of trays of corrugated and not-corrugated material in federal districts of RF in 2009-2011, ths sq meters

Schedule 37. Dynamics of trays production of corrugated and not-corrugated material in the largest federal districts of RF in 2009-2011, ths sq meters

Diagram 21. Change of the Russian structure of boxes production of corrugated and not-corrugated material by federal districts of RF in 2009-2011, %

Table 20. Production volumes of trays of corrugated and not-corrugated material by regions of RF in 2009-2011, ths sq meters

Schedule 38. Dynamics of trays production of corrugated and not-corrugated cardboard in the largest regions of RF 2009-2011, ths sq meters

Diagram 22. Change of regional structure of the Russian boxes production of corrugated and not-corrugated material in 2009-2011, %

Diagram 23. Structure of the Russian paper bags production by types of material in 2009-2011, %

Schedule 39. Dynamics of the Russian paper bags production volume in 2009-2011, ths items

Schedule 40. Dynamics of the Russian paper bags production volume by months in 2009-2011, ths items

Table 21. Production volumes of paper bags by months in 2009-2011, ths items

Table 22. Production volume of paper bags in federal districts of RF in 2009-2011, ths items

Schedule 41. Dynamics of paper bags production in the largest federal districts of RF in 2009-2011, ths items

Diagram 24. Change of structure of the Russian paper bags production by federal districts of RF in 2009-2011, %

Table 23. Production volume of paper bags by regions of RF in 2009-2011, ths items

Schedule 42. Dynamics of paper bags production in the largest regions of RF in 2009-2011, ths items

Diagram 25. Change of regional structure of the Russian paper bags production in 2009-2011, %

11. THE LARGEST RUSSIAN PRODUCERS OF CONTAINERS AND PACKING MADE OF PAPER AND CARDBOARD

Table 24. Production volume of transport containers of cardboard by the largest Russian producers in 2006-2009, ths sq meters

Schedule 43. Dynamics of transport containers production on the largest enterprises of RF in 2006-2009, ths sq meters

Diagram 26. Shares of the largest enterprises in the structure of all-Russian transport containers production of cardboard in 2009, %

Table 25. Production volumes of consumer containers of paper and cardboard by the largest Russian producers in 2006-2009, ths sq meters.

Schedule 44. Dynamics of consumer containers production volumes of paper and cardboard on the largest enterprises of RF in 2006-2009, tons

Diagram 27. Shares of the largest enterprises in the structure of all-Russian consumer containers production of paper and cardboard in 2009, %

Table 26. Production volumes of paper bags by the largest Russian producers in 2006-2009, ths items

Schedule 45. Dynamics of paper bags production volumes on the largest enterprises of RF in 2006-2009, ths items

Diagram 28. Shares of the largest enterprises in the structure of all-Russian paper bags production in 2009, %

12. ANALYSIS OF THE RUSSIAN IMPORT OF CONTAINERS AND PACKING MADE OF PAPER AND CARDBOARD

Schedule 46. Dynamics of the Russian import volume of containers and packing in 2007-2011, tons

Schedule 47. Dynamics of the Russian import volume of containers and packing in 2007-2011, ths dollars

Diagram 29. Structure of the Russian import of containers and packing by types in 2007-2011, %

Diagram 30. Import structure of containers and packing of paper and cardboard by field of application in physical terms in 2010, %

Table 27. Volumes of the Russian import of containers and packing of paper and cardboard by supplying countries in 2007-2011, tons

Diagram 31. Change of the Russian import structure of containers and packing in general by countries of origin in physical terms in 2007-2011, %

Table 28. Volumes of the Russian import of cardboard boxes and trays by supplying countries in 2007-2011, ths dollars

Diagram 32. Change of the Russian import structure of containers and packing made of paper and cardboard by countries of origin in cost terms in 2007-2011, %

Schedule 48. Dynamics of the Russian import volume of trays and boxes made of corrugated and not-corrugated material in 2007-2011, ths dollars

Diagram 33. Change of the Russian import structure of trays and boxes by types of material in 2007-2011, %

Table 29. Volumes of the Russian import of trays and boxes of corrugated and not-corrugated material by supplying countries in 2007-2011, ths dollars

Diagram 34. Change of the Russian import structure of trays and boxes of corrugated and not-corrugated material by countries of origin in cost terms in 2007-2011, %

Schedule 49. Dynamics of the Russian import volume of paper bags and packs in 2007-2011, ths dollars

Diagram 35. Change of the Russian import structure of bags and packs across the width of foundation in 2007-2011, %

Table 30. Volumes of the Russian import of paper bags and packs by supplying countries in 2007-2011, ths dollars

Diagram 36. Change of the Russian import structure of bags and packs by countries of origin in cost terms in 2007-2011, %

13. ANALYSIS OF THE RUSSIAN EXPORT OF CONTAINERS AND PACKING MADE OF PAPER AND CARDBOARD

Schedule 50. Dynamics of the Russian export volume of containers and packing in 2007-2011, tons

Schedule 51. Dynamics of the Russian export volume of containers and packing in 2007-2011, ths dollars

Diagram 37. Change of the Russian export structure of containers and packing by types in 2007-2011, %

Table 31. Volumes of the Russian export of bags and packs by countries of destination in 2007-2011, tons

Diagram 38. Change of the Russian export structure of containers and packing by countries of destination in physical terms in 2007-2011, %

Table 32. Volumes of the Russian export of bags and packs by countries of destination in cost terms in 2007-2011, ths dollars

Diagram 39. Change of the Russian export structure of containers and packing by countries of destination in cost terms in 2007-2011, %

Schedule 52. Dynamics of the Russian export volume of trays and boxes of paper and cardboard in 2007-2011, ths dollars

Diagram 40. Change of the Russian import structure of trays and boxes by types of material in 2007-2011, %

Table 33. Volumes of the Russian export of cardboard boxes and trays by countries of destination in 2007-2011, ths dollars

Diagram 41. Change of the Russian export structure of trays and boxes of paper and cardboard by countries of destination in cost terms in 2007-2011, %

Schedule 53. Dynamics of the Russian export volume of paper bags and packs in 2007-2011, ths dollars

Diagram 42. Change of the Russian import structure of bags and packs across the width of foundation in 2007-2011, %

Table 34. Volumes of the Russian export of bags and packs by countries of destination in 2007-2011, ths dollars

Diagram 43. Change of the Russian export structure of bags and packs by countries of destination in cost terms in 2007-2011, %

14. PRODUCER PRICES FOR CONTAINERS AND PACKINGS OF PAPER AND CARDBOARD IN RUSSIA

Schedule 54. Dynamics of the average producer prices for cardboard boxes in RF in 2007-2011, rub/sq meter

Schedule 55. Dynamics of the average producer prices for cardboard boxes in RF by months in 2009-2012, rub/sq meter

Table 35. The average producer prices for cardboard boxes in RF by months in 2007-2012, rub/sq meter

Schedule 56. Dynamics of the average producer prices for paper bags in RF in 2007-2011, rub/item

Schedule 57. Dynamics of the average producer prices for paper bags in RF by months in 2009-2012, rub/item

Table 36. The average producer prices for paper bags in RF by months in 2007-2012, rub/thr items

15. EQUIPMENT FOR PRODUCTION AND TREATMENT OF CONTAINERS AND PACKING OF PAPER AND CARDBOARD

Diagram 44. Structure of the world production of packing equipment by producing countries in 2010, %

Diagram 45. Structure of the fleet of equipment for treatment of cardboard packing on the Russian enterprises in 2009, %

Diagram 46. Share of the Russian enterprises producing cardboard packs having the equipment for one method printing, 2009, %

Diagram 47. Share of the Russian producer producing cardboard packs according to the available method of printing in 2009, %

16. CONSUMER PREFERENCES ON THE MARKET OF CONTAINERS AND PACKING

17. PROFILES OF THE LARGEST ENTERPRISES BY CONTAINERS AND PACKING OF PAPER AND CARDBOARD PRODUCTION

Table 37. Number of personnel of «SEGEZHISKAYA UPAKOVKA» LLC

Table 38. Shareholders of «SEGEZHISKAYA UPAKOVKA» LLC

Table 39. Production volumes of «SEGEZHISKAYA UPAKOVKA» LLC

Table 40. Balance sheet of «SEGEZHISKAYA UPAKOVKA» LLC, ths rubles

Table 41. Profit and loss statement of «SEGEZHISKAYA UPAKOVKA» LLC, ths rubles

Table 42. Cash flow statement of «SEGEZHISKAYA UPAKOVKA» LLC, ths rubles

Table 43. Financials of «SEGEZHISKAYA UPAKOVKA» LLC

Table 44. Number of personnel of «NP NCH KBK» JSC, people

Table 45. Shareholders of «NP NCH KBK» JSC

Table 46. Production volumes of «NP NCH KBK» JSC

Table 47. Balance sheet of «NP NCH KBK» JSC, ths rubles

Table 48. Profit and loss statement of «NP NCH KBK» JSC, ths rubles

Table 49. Cash flow statement of «NP NCH KBK» JSC, ths rubles

Table 50. Financials of «NP NCH KBK» JSC

Table 51. Number of personnel of «GOTEK» JSC, people

Table 52. Shareholders of «GOTEK» JSC

Table 53. Production volumes of «GOTEK» JSC

Table 54. Balance sheet of «GOTEK» JSC, ths rubles

Table 55. Profit and loss statement of «GOTEK» JSC, ths rubles

Table 56. Cash flow statement of «GOTEK» JSC, ths rubles

Table 57. Financials of «GOTEK» JSC

Table 58. Shareholders of «GOFRON» JSC

Table 59. Production volumes of «GOFRON» JSC

Table 60. Balance sheet of «GOFRON» JSC, ths rubles

Table 61. Profit and loss statement of «GOFRON» JSC, ths rubles

Table 62. Cash flow statement of «GOFRON» JSC, ths rubles

Table 63. Financials of «GOFRON» JSC

Table 64. Number of personnel of «AMKOR TOBACCO PACKAGING NOVGOROD» LLC, people

Table 65. Shareholders of «AMKOR TOBACCO PACKAGING NOVGOROD» LLC

Table 66. Production volumes of «AMKOR TOBACCO PACKAGING NOVGOROD» LLC

Table 67. Balance sheet of «AMKOR TOBACCO PACKAGING NOVGOROD» LLC, ths rubles

Table 68. Profit and loss statement of «AMKOR TOBACCO PACKAGING NOVGOROD» LLC, ths rubles

Table 69. Cash flow statement of «AMKOR TOBACCO PACKAGING NOVGOROD» LLC, ths rubles

Table 70. Financials of «AMKOR TOBACCO PACKAGING NOVGOROD» LLC

18. FORECAST OF THE RUSSIAN MARKET OF CONTAINERS AND PACKING MADE OF PAPER AND CARDBOARD DEVELOPMENT FOR 2012-2015

Schedule 58. Dynamics of the Russian market volume of containers and packing made of paper and cardboard in 2009-2011 and forecast for 2012-2015, billion dollars

ABOUT INTESCO RESEARCH GROUP

INTESCO RESEARCH GROUP is the analytical agency, specializing in development of high-quality business plans, feasibility studies and marketing researches on federal and regional levels. We provide our clients with up-to-date and accurate information, professional recommendations for conducting business.

All works of **INTESCO RESEARCH GROUP** are based on the proven investigation methods. When conducting marketing researches and developing the business plans the agency applies the worldwide accepted methods of investments efficiency evaluation and they are based on the Russian and international quality standards.

Analysts of **INTESCO RESEARCH GROUP** are the graduates of the leading Moscow institutions of higher education (Moscow State University, Moscow Institute of Physics and Technology, Russian academy of economics named after Plekhanov, Higher School of Economics, State University of Economics and Finance) and have deep knowledge in marketing, methods of marketing research arrangement, investment projects efficiency evaluation, preparing the analytical reports and business-forecasting.

Professional approach and service, high-quality specialists, deep knowledge of various markets, broad design experience and constant improvement allow the **INTESCO RESEARCH GROUP** to provide the high-quality service to all the clients.

Information from our reports is published in the largest Russian newspapers and magazines: “Vedomosti”, “Kommersant-Dengi”, “Rossiyskaya gazeta”, “Forbes”, “Russian Food Market”, “FoodService”, “MAXIM”, “Partner: myasopererabotka”, “Moe delo. Magazin”, “Odnako”, “Khlebopekarnoe proizvodstvo”, “Producty i Pribyl”, “Konditerskaya sfera/khlebopechenie”, “Tsenovik”, “RBK daily”, “Unipack.Ru”, etc.

OUR CLIENTS



и многие другие

**PURPOSE OF OUR COMPANY IS TO ENSURE THE SUCCESSFUL
IMPLEMENTATION OF BUSINESS PROJECTS OF OUR CLIENTS**

E-mail: info@i-plan.ru

Web site: www.i-plan.ru

Tel.: +7 (495) 645-97-22